



TYPES OF RESIST


1



Tape:

Place the tape on the paper or dried painted surfaces to preserve an area, pattern, or shape. The tape can be left as strips or cut into other shapes for a more intricate design. Next, paint or draw around and over the tape. Remove the tape when the media is completely dry.

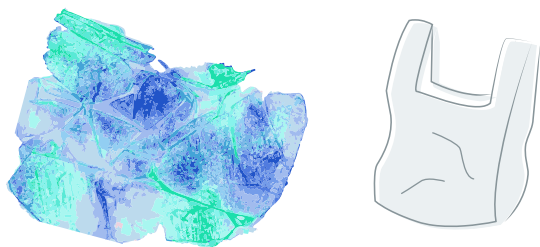
2



Masking fluid:

Paint masking fluid on the paper in the areas where you don't want paint. Let them dry completely. Next, paint with watercolors around and over the masking fluid. Remove the masking fluid when the surface is completely dry.

3



Plastic wrap:

Paint the paper with watercolor. Then, crumble the plastic wrap and place it on the wet paint. The paint will move around the crevices and creases of the plastic to create a pattern. Remove the plastic wrap after the paint is dry.


4



Stencils:

Create a stencil using tape, stencil paper, or acetate and scissors or a craft knife. Place the stencil on the paper and paint or draw inside the stencil. Remove the stencil when the surface is completely dry.

5



Crayons:

Draw on the paper with crayons. Paint with watercolors around and on the crayon drawing. The paint will not adhere to the waxy, colored area.